

## CERTIFICATE REPORT

22/01/2021

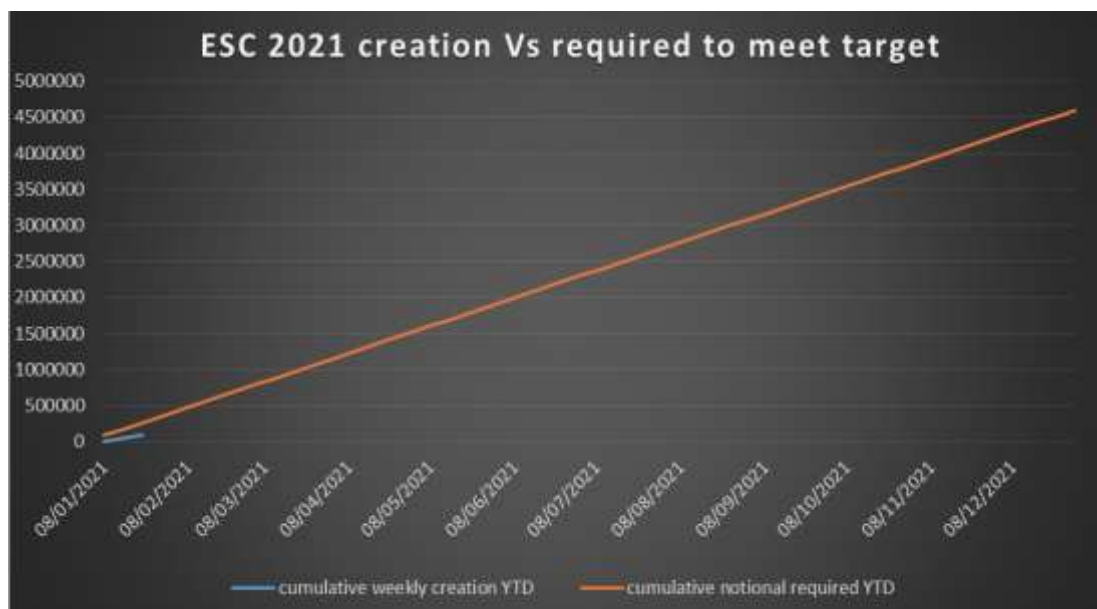
### NSW ESCs

ESC creation was subdued over the New Year period while prices were little moved.

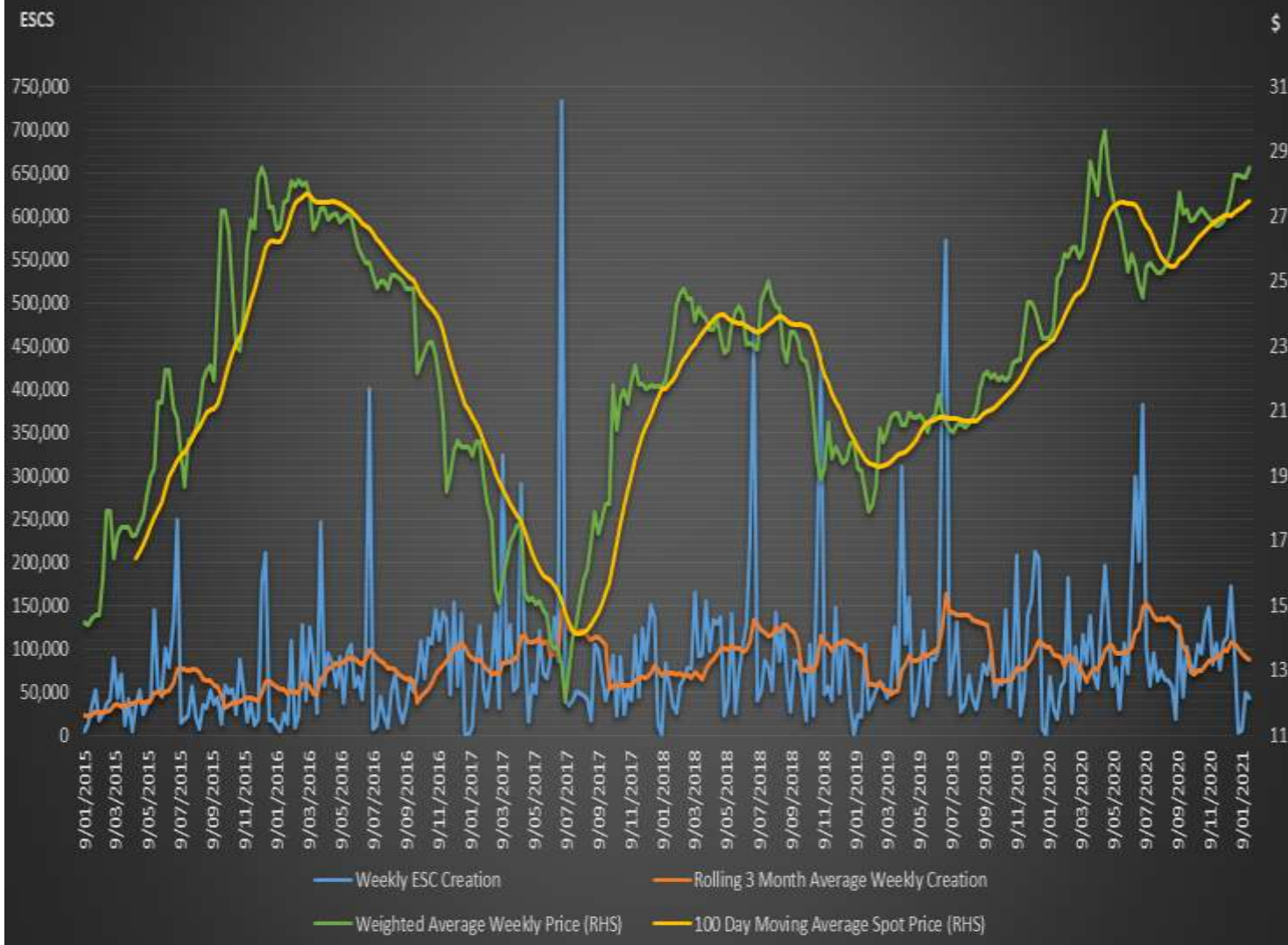
New certificate registration totalled 55,100 over the first two weeks of the year.

Spot trading opened up 20 cents, at \$28.20, and the market continued to grind higher with each deal, to finally close at \$28.70 on turnover of 37,000 certificates.

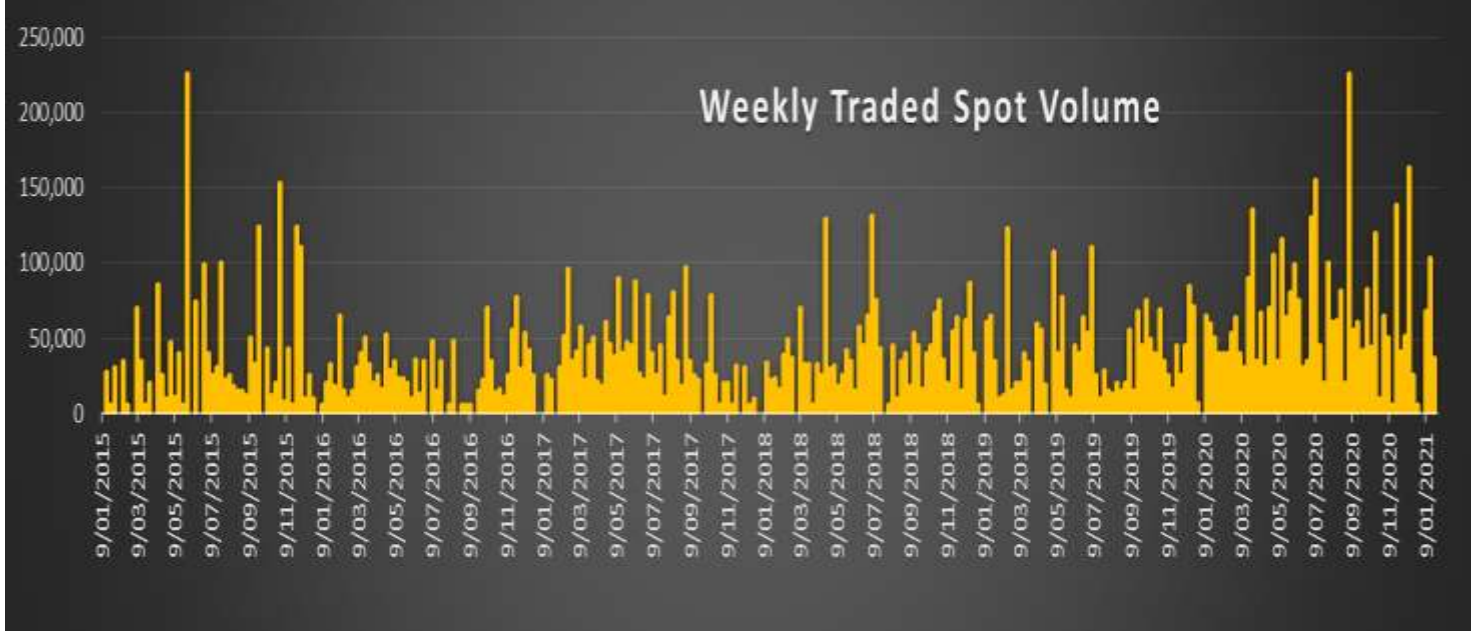
The forward market saw 70,000 ESCs trade for delivery between February and June this year. These deals were struck at a premium of around 10 cents to the prevailing spot level.



### WEEKLY ESC CREATION - ALL SOURCES



### Weekly Traded Spot Volume



# Renewable Energy Certificates

LGC prices closed mostly lower amid trading to meet the 2020 surrender obligations in mid - February.

Spot trading opened at \$40.00, a fall of \$1.25 from the last close but rapidly rallied to the week’s high of \$41.30. Selling pressure from there led the market lower and it closed at \$40.25 on turnover of 390,000 LGCs.

Calendar 2020 (February 2021 delivery) traded 68,000 certificates, opening at the low of \$39.75 and closing at \$40.25 for a fall of \$1.00 on the week.

Calendar 2021 opened only a little lower but fell with every trade to finish the week down \$1.25, at \$35.50, on volume of 108,000 LGCs. Calendar 2022 dealt 10,000 certificates at \$26.45, a fall of 15 cents. Calendar 2023 bucked the trend to record a rise of 50 cents, trading 50,000 LGCs at \$19.50 while Calendar 2021 also rose, adding 90 cents to deal at \$9.40 in 50,000 certificates.



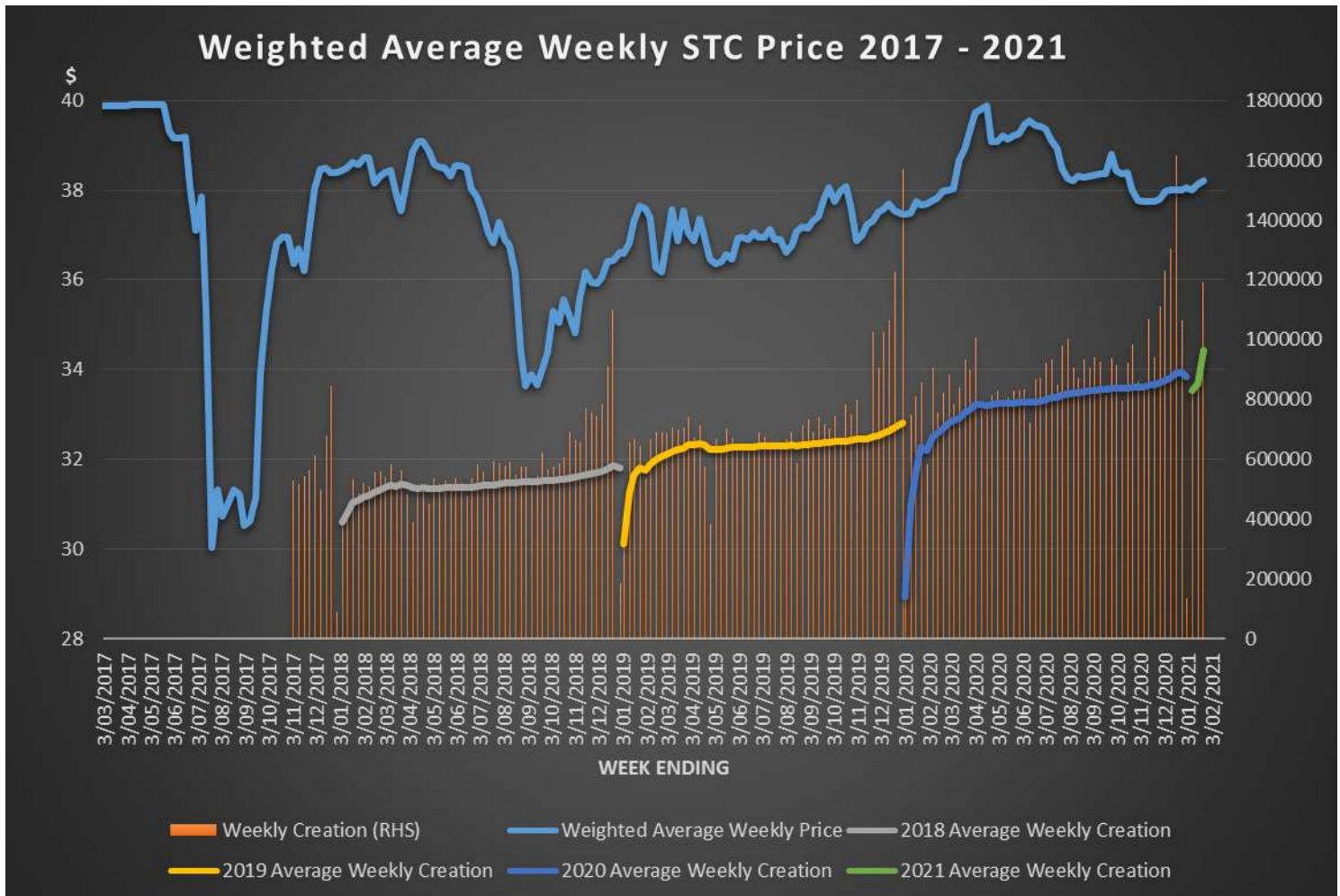
# Small Technology Certificates (STC)

STC registration rose again while certificate prices were stable.

STC creation rallied strongly this week with 1.19 million new certificates minted.

The spot market dropped 10 cents at the open, with the first trade at \$38.20 and remained in a narrow \$38.30 - \$38.10 range all week, closing at \$38.20 on turnover of 533,000 STCs.

Forward trading remained subdued with only 70,000 certificates reported trading for delivery from April to July this year. These deals were struck at \$38.35.



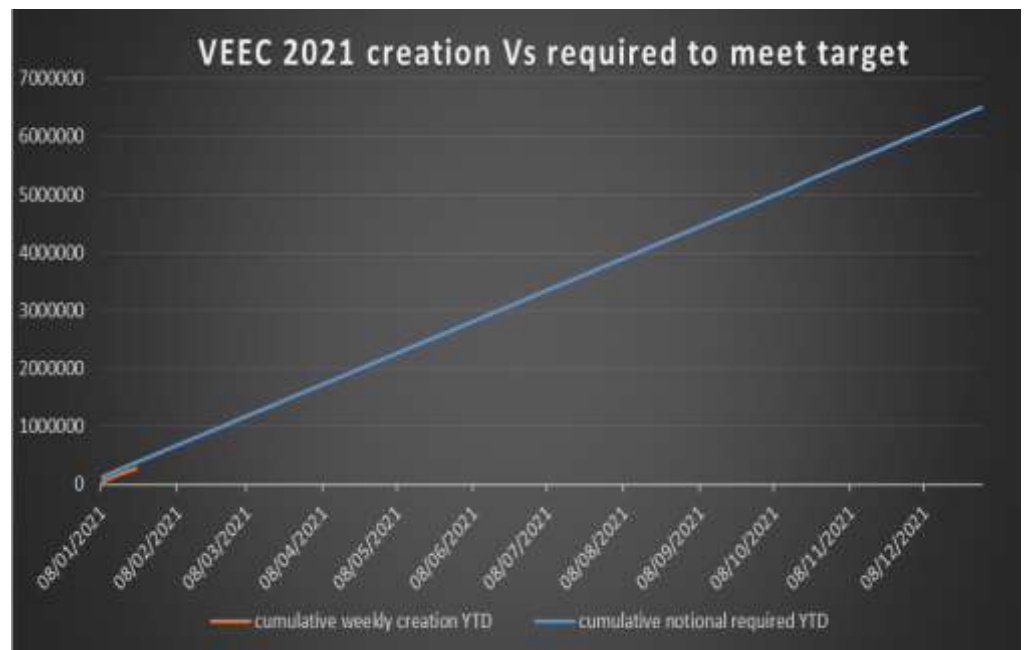
# VIC VEECs

VEEC creation continues to be strong while certificate prices rallied strongly this week.

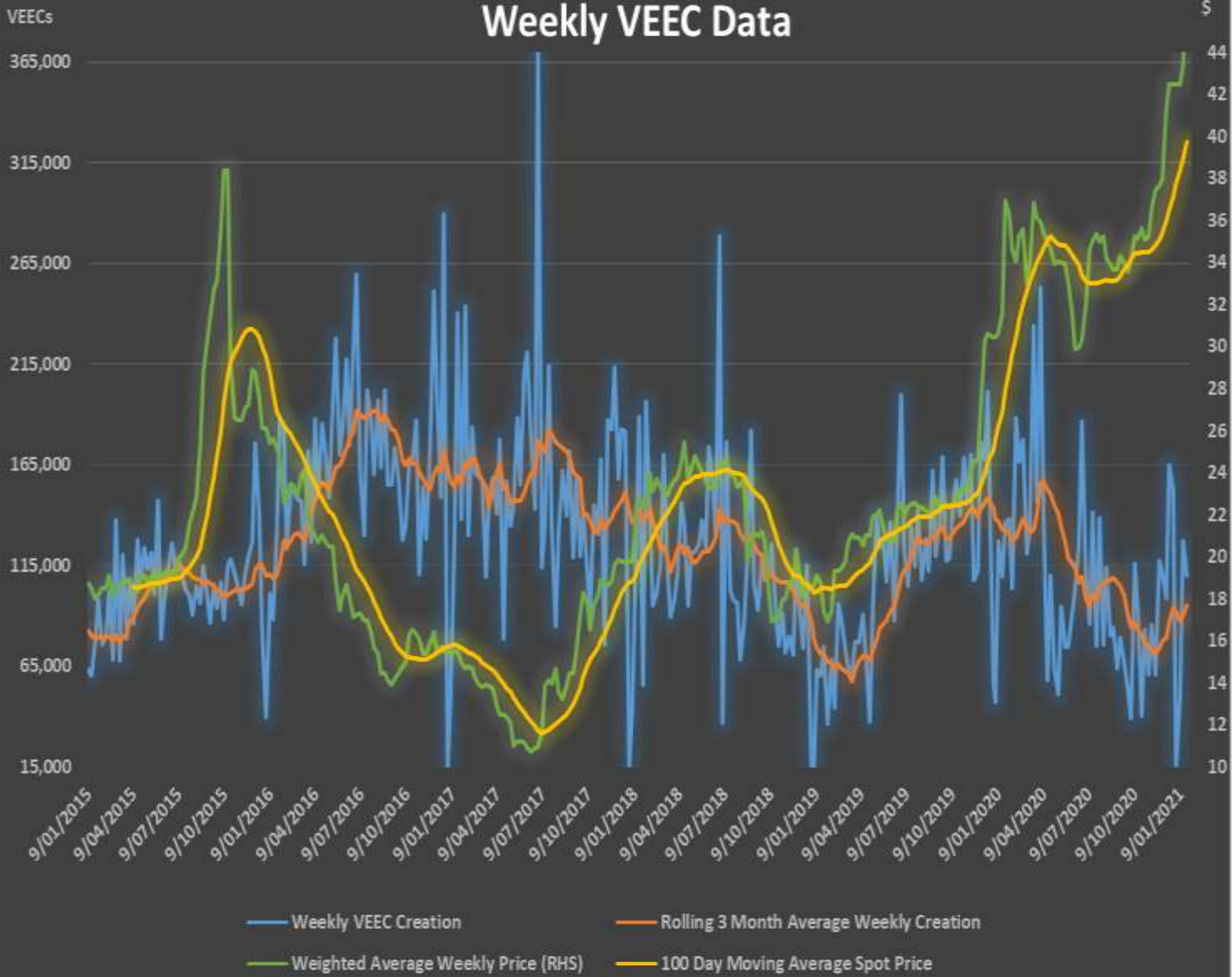
Certificate registration was steady this week, coming in at 110,200.

In the face of this supply the spot market opened 95 cents higher, at \$45.00, and continued to rise with every trade, though volume was light. The final price of \$47.50 was the week's high. Turnover was reported as 35,000 VEECs.

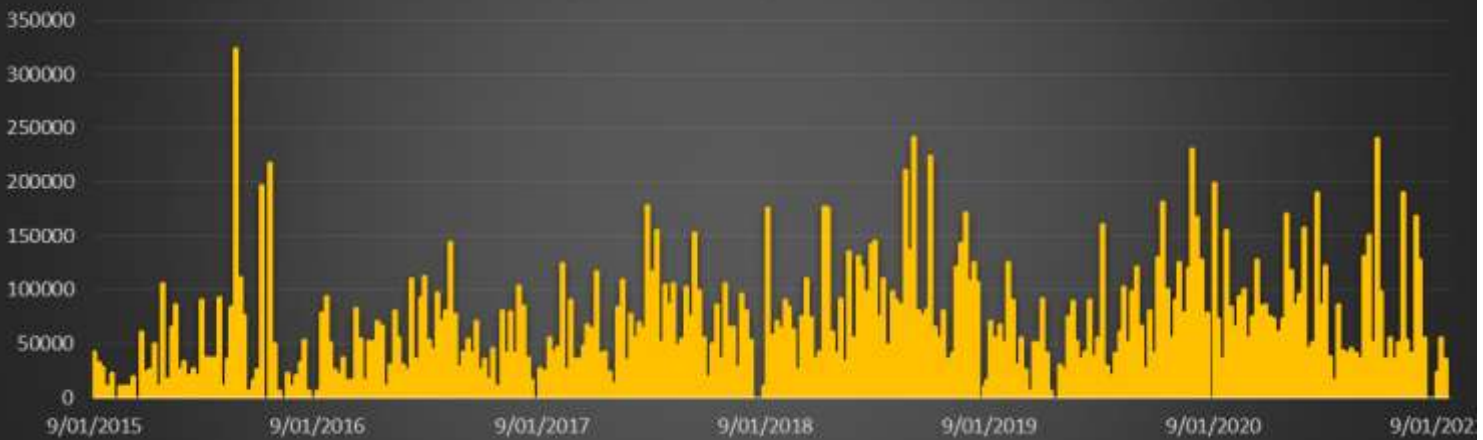
The forward market saw 165,000 certificates trade for delivery between February and November this year. The curve was flat throughout the week with all these trades being struck in line with the prevailing spot price.



## Weekly VEEC Data



## Weekly Traded Spot Volume



PO Box Q1251 QVB Post Office NSW 1230

Suite 506, 66 Hunter Street, Sydney, NSW 2000

Phone +61292794704 [www.demandmanager.com.au](http://www.demandmanager.com.au)